






AK 027 SLIMY GRIME LIGHT

You the modeler are finally able to make Slimy Grime effects with this new wash. Ships, boats, ports, wooden doors and many amphibious vehicles show this effect due to water and humidity. Observe real pictures to use as reference for your models. This product is enamel and it can be blended with the rest of our colors and diluted with our White Spirit.



To create the effect of moss on the bed of a pond apply the product with a fine brush. Before dry with a clean brush dipped in white spirit AK011 to soften it to get the desired effect.



Using washes and filters with this product and we can recreate realistic effects on vegetation, rocks and terrain to mimic all kinds of mosses and lichens.



We can recreate the moss on a tree trunk.



Perfect for different effects on the wood.

A closeup on what can be done over the wood.

